

1422 Series Stainless Steel Two Door Floor Mount - NEMA 4X

Quarter Turn Latches

Corrosion Resistant Floormount Enclosures



**Inner
Panel
Included**



Application

- Designed to house electrical, electronic, hydraulic or pneumatic controls and instruments.
- Provides protection where equipment may be hosed down or otherwise be very wet, or in specific applications where corrosion is a serious problem.

Standards

- UL 508 Type 3R, 4, 4X, and 12
- CSA Type 3R, 4, 4X, and 12
- **Complies with**
 - NEMA Type 3R, 4, 4X, 12 and 13
 - JIC EGP-1-1967
 - IEC 60529, IP66

Construction

- Formed 12 gauge 304 or 316 stainless steel.
- Smooth, continuously welded seams without knockouts, cutouts or holes.
- Body stiffeners are provided in the larger enclosures for extra rigidity.
- Heavy duty stainless steel lifting eyebolts are provided with reinforcing support angles.
- Center post is removable for easy installation of the inner panel.
- Formed lip on door and top of enclosure opening exclude flowing liquids and contaminants.
- Continuously hinged doors may be removed by pulling the stainless steel hinge pin.
- Doors are secured with quarter turn latches.
- Provision for padlocking.
- 12" floor stands are welded to the enclosure.
- Seamless poured-in place gasket.
- Panel supports are provided for easy panel installation.
- Collar studs are provided for mounting inner panels.
- A bonding stud is provided on the door and a grounding stud is provided in the enclosure for each door.
- A literature pocket is provided.

Finish

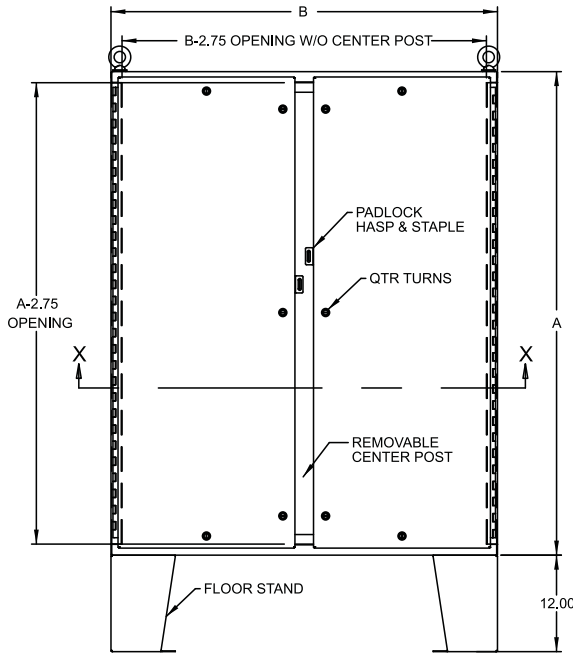
- Cover and enclosure are natural stainless steel with a smooth brushed finish.
- Removable inner panel is finished in white powder coating.

Accessories

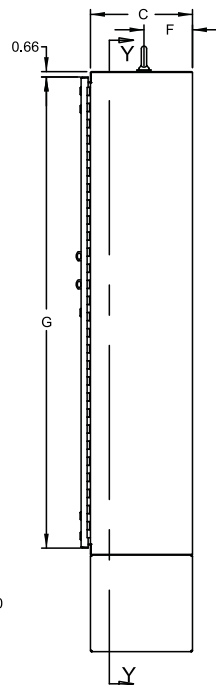
- Breather kits...see page **400-401**
- Door clamping hardware
...see page **429**
- Door stop kits...see page **453**
- Door support guide...see page **451**
- Drip shield kits...see page **451**
- Louvered ventilating plates
...see page **402**
- Quick release clamp...see page **429**
- Thermostats...see page **397**
- Window kits...see page **449**

1422 Series Stainless Steel Two Door Floor Mount - NEMA 4X

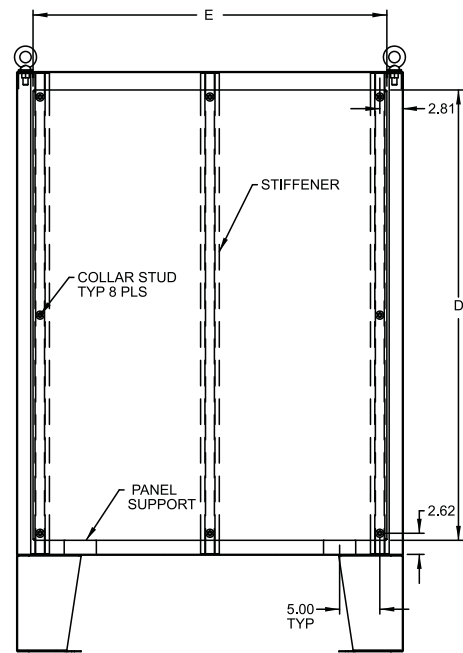
Quarter Turn Latches



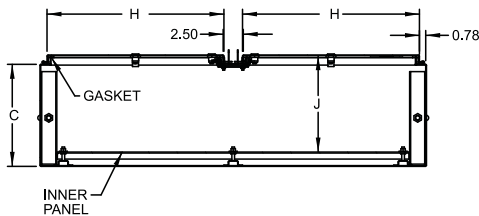
Front View



Side View



Section Y-Y



Section X-X

**Corrosion Resistant
Floormount Enclosures**

304 S.S. Part Number	316 S.S. Part Number	A	B	C	Body Gauge	Panel Gauge	Panel Size		D	F	G	H	J	Ship Wt. lbs.
1422N4SSB12FQT	1422N4S16B12FQT	60.13	48.06	12.69	12	10	56	44	6.3	58.59	22	11.87	491	
1422N4SSD12FQT	1422N4S16D12FQT	60.13	60.06	12.69	12	10	56	56	6.3	58.59	28	11.87	567	
1422N4SSE12FQT	1422N4S16E12FQT	72.13	60.06	12.69	12	10	68	56	6.3	70.59	28	11.87	645	
1422N4SSF12FQT	1422N4S16F12FQT	72.13	72.06	12.69	12	10	68	68	6.3	70.59	34	11.87	750	
1422N4SSF24FQT	1422N4S16F24FQT	72.13	72.06	24.69	12	10	68	68	12.3	70.59	34	23.87	945	

Technical references and CAD downloads available at www.hammondmfg.com

All dimensions in inches unless specified otherwise

Quality Products. Service Excellence.